



MES NIGHT COLLEGE OF ARTS AND COMMERCE

Karve Road, Pune

LIBMAN OPAC Awareness Program

MES Night College of Arts and Commerce successfully organized an online LIBMAN OPAC Awareness Program for students on 26th September 2024, conducted via Google Meet from 5:30 PM. The program was under the guidance of Principal Dr. Sujata Adamuthe led by Librarian Smita Raut, who provided both a theoretical and practical introduction to the LIBMAN OPAC (Online Public Access Catalogue) system, essential for accessing the library's resources digitally.

Objective of the Program:

The primary objective of the program was to:

- Educate students on how to use the LIBMAN OPAC system efficiently.
- Familiarize students with the digital library interface for easier access to academic resources.
- Demonstrate how to search, locate, and reserve books through the OPAC system.
- Encourage the use of online tools to enhance research and academic performance.
- Promote the digitalization of library services, ensuring that students can access materials remotely.

Key Highlights of the Program:

1. Presentation:

- Smita Raut started the session with a PowerPoint presentation, explaining the importance of OPAC in the modern academic environment. She highlighted its features, such as:
- User-friendly search options for locating books by title, author, and subject.
- Real-time access to the availability status of materials.
- Option to reserve and request books online.
- Ability to manage library accounts for students, including renewals and lending status.

2. Practical Demonstration:

- After the presentation, Smita Raut conducted a live demonstration of the LIBMAN OPAC system, where she:
- Showed how to log into the OPAC system using credentials.
- Explained different ways to search for books and resources.
- Demonstrated how students can place holds and view book availability.
- Gave a brief introduction to library account management, focusing on renewals, dues, and loan periods.

3. Interactive Session:

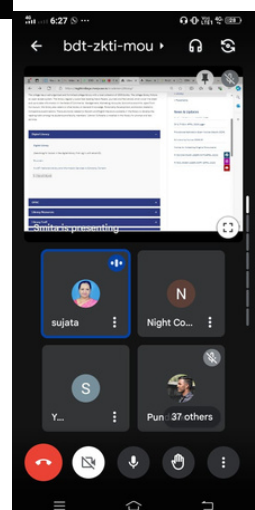
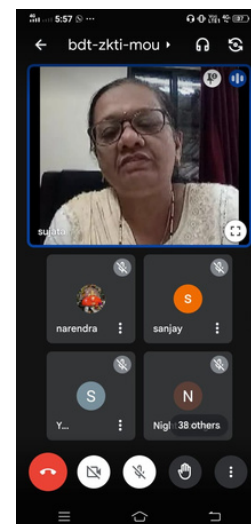
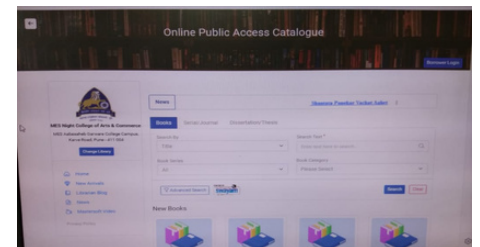
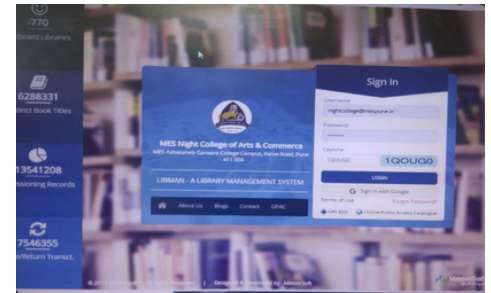
- Students were encouraged to participate actively, with many posing questions and trying out the system in real time. The session provided hands-on experience, ensuring students gained practical knowledge.

The outcome of the Program:

The program successfully achieved its goals, with positive feedback from students. Key outcomes included:

- Increased awareness among students about the digital resources available through LIBMAN OPAC.
- Students became proficient in navigating the OPAC system, resulting in a more efficient use of library services.
- The event promoted the habit of digital learning and resource management, allowing students to access library materials remotely.
- It helped students become self-reliant in managing their library needs, such as searching for books and tracking their lending history.

The LIBMAN OPAC Awareness Program proved to be an informative and valuable session that empowered students to utilize the college's digital library resources more effectively. The practical insights gained from the program will help them in their academic research and resource management going forward.






MES Night College of Arts and Commerce

Karve Road, Pune

Recognized by Savitribai Phule Pune University, Pune (ID: PU/PN/AC/446/2012)
Abasaheb Garware College Campus, Karve Road Pune 411004, Maharashtra, India | Ph.: 020-241038268
e-mail: nightcollege@mespune.in | [www.http://nigtcollege.mespune.in](http://nigtcollege.mespune.in)



Libman OPAC



OPAC Book Searching Steps

LIBMAN OPAC Book Search Steps

Step 1: Search this URL - [Library – MES Night College of Arts and Commerce \(mespune.in\)](http://Library - MES Night College of Arts and Commerce (mespune.in))

Step 5: You can use the following options
Option 1: Home Option 2: Issue
Option 3: Over Due Option 4: New Arrivals
Option 5: Demand Option 6: Requisition
Option 7: Transaction History

Step 2: Click on 'OPAC'
Select Your Institute Name (MES Night College of Arts and Commerce)

Step 6: Click on "Issue" Option
You can view your book transactions, including issuing and returning books.

Step 3: Log in Borrower Login
User ID : Student ID No.
Password : Student ID No.

Step 7: Click on the "Over Due" Option
The library will charge you a fine if you return the book late.

----- For Example -----
User ID : 5420866
Password : 5420866

Step 8: Click on "Demand" Option
You can select your book and reserve it using the reservation facility.

Step 4: Type the details of your book as per selected Catalogue type
(Title, Author, Publisher, Subject)

Step 9: Click on the "Transaction History" Option
You can review your book transactions with the library.

Library Link :

<https://nightcollege.mespune.in/academics/library/>

OPAC LINK : https://libcloud.mastersofterp.in/OPAC_V3/